

Always. Reliable. Tight.

hauff
technik®



Cable sealing system

Cable entry system KES-M150

Cable entry system

KES-M150



Article code:
KES-M150-D

Features and technical data:

- pressure-tight ducting system up to 2.5 bar (outer pressure)
- high mechanical stability
- UV-resistant
- elastic connection with special system sleeves and straps made of stainless steel
- smooth inner surface for gentle cable feeding
- sealing of the insert cables with shrink-fit or rubber press-fit method
- low processing temperature up to 5 °C
- adaptation with common rigid cable ducts possible
- hoses with section lengths up to 25 m can be supplied (available on rolls)

The correct way to quote the article code:

e.g. KES-M150-D

(for connecting to HSI 150 wall insert)

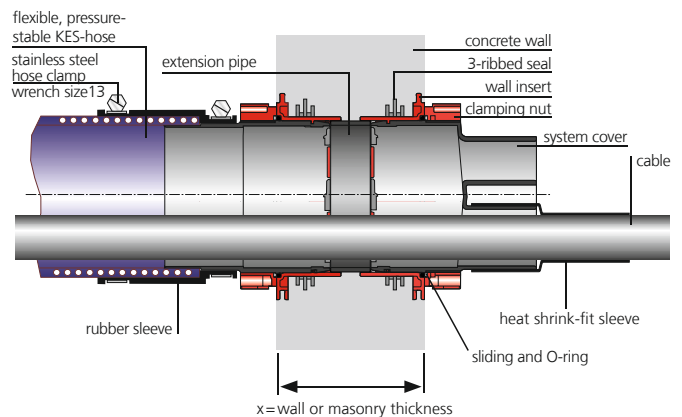
e.g. KES-M150-KVB

(wall insert for holding system covers)

e.g. Hateflex 14150/8000

spiral hose ID = 150 mm, length 8 m

Cross-section of a concrete wall



Cable entry systems. High stability – perfectly pressure-tight.

The KES-M150 cable entry system enables a pressure-tight cable duct connection up to 2.5 bar to the HSI 150 wall insert. A flexible, UV-resistant Hateflex spiral hose with a smooth inner surface is used as (empty) duct. The ends of the ducts are joined to the connection components via EPDM rubber sleeves. The cable entry systems are ideally suited to providing pressure-tight duct connections of buildings/manholes and for connections to be overbuilt at a later date, etc.

All common connection possibilities can be realised with the cable entry system KES-M 150 employing the sleeve system. The unlimited compatibility of all components allows countless possible combinations – for any task and requirement.

Article and system overview

Connection of cable entry systems or cable ducts



Article code:
KES-M150-D
For connecting to HSI 150
wall inserts.



Article code:
KES-M150-R160
For connecting to core drill holes
with standard press seals (projecting
pipe length approx. 250 mm).



Article code:
KES-M150-D3/58 bzw. -D7/33
For feeding
3 cables Ø 22 – 56 mm or
7 cables Ø 12 – 31 mm.



Article code:
WE 160-z/d
Split interchangeable insert
for sealing cable in the sleeve
KES-M150-WE
z = number of cables
d = cable diameter



Article code:
KES-M150-WE
Sleeve for fitting with WE 160-z/d
interchangeable insert
(assemble before laying cables).



Article code:
KES-M150-KVB
Wall insert inclusive sealing
cover for connecting HSI 150
system cover. *



Article code:
KES-M150-M110 or. -M125; -M160
For connecting rigid plastic
pipes.



Article code:
KES-M150 HTV
Connection sleeve for hose
extension



Article code:
Hateflex 14150/x
Spiral hose with a smooth
inner surface, ID = 150 mm.
x = length in mm (1,000 mm
increments, max. 25,000 mm)

* However the split system cover HSI 150-DG as well as HRD press seals are not suitable for the use in an assembly frame of the variant KES-M 150-KVB that is not embedded in concrete.

Other connection possibilities on request.

Technical data

Hateflex 14150




Article code:
Hateflex 14150

Features and technical data:


- mechanically strong cable ducting hose
- smooth inner surface, abrasion-resistant, weather-resistant, UV-resistant, rot-resistant, dimensionally stable, resistant to brine and salt water, kink-resistant, flexible and resistant to many chemicals
- lengths from 1 m to 25 m available
- vacuum-resistant up to approx. 8 m w.c.
- recommended minimum laying temperature up to +5 °C
- subjected to mechanical testing in accordance with DIN EN61386-1/22 (SKZ)

Clear width	Weight	Bending radius up +5 °C	Wall thickness	Tear resistance	Peak crush resistance	Roll lenght	Max. operating pressure (at 20 °C)	Article code
150 mm	5.5 kg/m	900 mm	8.4 mm	520 kg	115kg/10cm/10%	25 m	3 bar	14150

Accessories



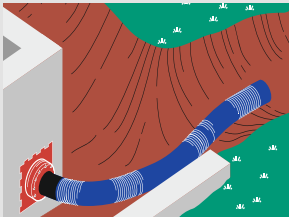
Article code:
KES 150-2x3-KA
Spacer for clean, universal hose bundling.



Article code:
KES-M Toolset
Suitable for all types.
Included:
1 torque wrench 4-20 Nm
1 extension 150 mm
1 socket insert wrench size 13

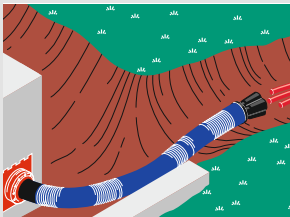
Article and system overview

KES-M150 connection variations and example applications



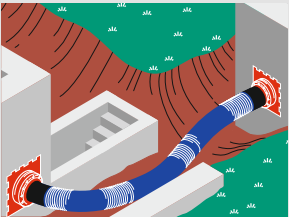
KES-M150-D with spiral hose Hateflex 14150

System cover for connecting to wall inserts HSI 150.



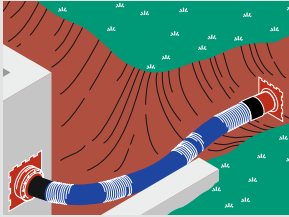
KES-M150-D with spiral hose Hateflex 14150 and KES-M150-D3/58 or -D7/33

System cover for connecting to HSI 150 wall inserts and sealing cable at the end of the spiral hose.



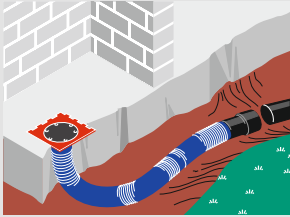
KES-M150-D with spiral hose Hateflex 14150 and KES-M150-D

For directly connecting e.g. two buildings with already concreted HSI 150 wall inserts.



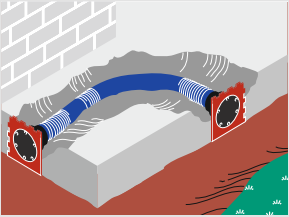
KES-M 150-D with spiral hose Hateflex 14150 and KES-M 150-KVB

System cover for connecting to HSI 150 wall inserts and additional connection point for holding system covers.



KES-M 150-KVB with spiral hose Hateflex 14150 with KES-M 150-M110 and -M125, -M160

For concreting and connecting pipes.



KES-M 150-KVB with spiral hose Hateflex 14150 and KES-M 150-KVB

For concreting.



Practical example



Practical example

